



Certification Forum Posting Check List

In order to receive your certificate, please make sure that your certification forum posts comply with the following check list.

Forum profile

Please make sure that you **complete your forum profile**. You need to fill in **your actual first and last name**. This needs to match the name of your certification registration so that we can match up our records.

Your **user name** should include **your actual first name**, not something totally unrelated like "yogibear37".














Fill in your **biographical information** to help us relate to you. This should include

- **Your massage and/or yoga experience (if any)**
- **What you do for a living**
- **In which country and state you are living**
- **What your native language is**

To keep the forum posting and the certification process organized, and to set a standard of minimum requirements, please follow these 7 steps:

1. The correct forum

Your certification forum posts need to be in the **Thai Massage Video Course forum**, not in any other forum.

 Introductions and Networking This is the place to introduce yourself, get to know others and network 1 2 3 4	Topics 94 Posts 286 	Last Post Julie Montoya modules 1-3 4 days ago
 General Discussion Forum Here we talk about healing arts, share experiences, exchange ideas, ask questions 1 2	Topics 30 Posts 125 	Last Post Shama Thai Massage and MS 2 months ago
 Workshops, Classes and Events This is the place where you can advertise your workshops, classes and events for more exposure and better google placement. And - it's totally free for our members.	Topics 17 Posts 19 	Last Post deonThai Partner Thai Yoga Massage Course August 29, 2014 1 week ago
 Share Your Massage - Yoga - Healing Experience Forum Story time: Tell us your best or most unusual experiences	Topics 14 Posts 46 	Last Post Shama thai massage course 2 months ago
 Thai Massage Video Course Forum This is the place to talk about Thai Healing Massage Academy's video training courses. This is also the only place for certification progress reports. 1 2 3 4 ▶ 10	Topics 217 Posts 3615  	Last Post Shama Kathy's Complete Thai Massage notes 26 minutes ago
 The Business of Massage Forum Share your ideas how to run a professional massage business or school	Topics 4 Posts 20 	Last Post Shama How to prevent unwanted requests for "happy endings"? 2 months ago

2. Topic title

The topic title has to include **your name** AND the **name of the course** which you are taking.

You should use your full name since there might be several students for a particular course who have the same first names.

Examples: Debbie Smith's Complete Thai Massage course notes (or course experience, or progress notes or something like that)



Debbie Smith's Complete Thai Massage course notes

July 12, 2014 3:11 pm

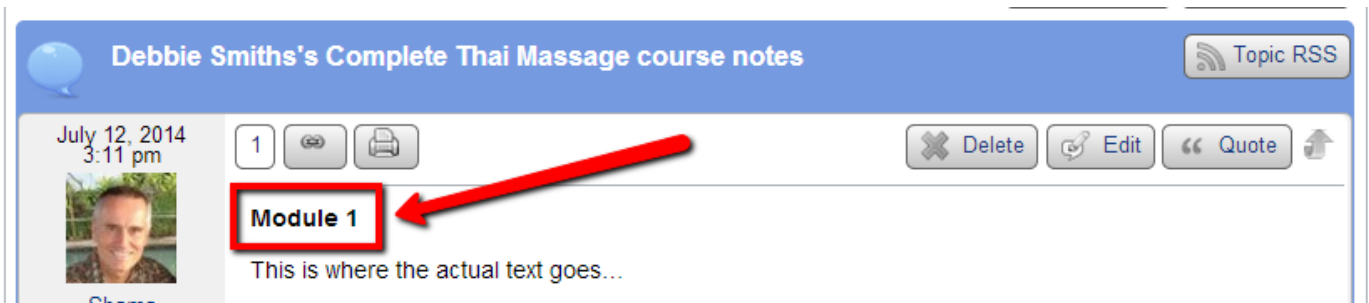
1

Delete Edit Quote

Topic RSS

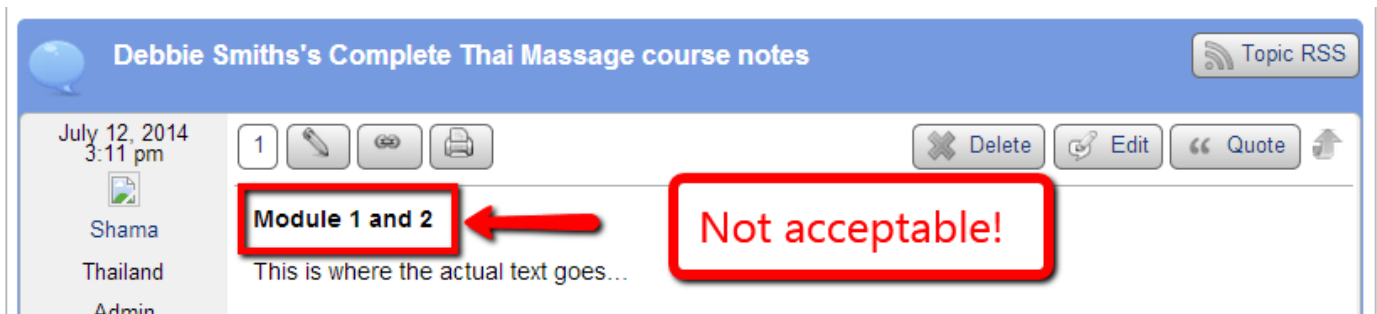
3. Module number

Every post has to include the **module number** for easy reference:



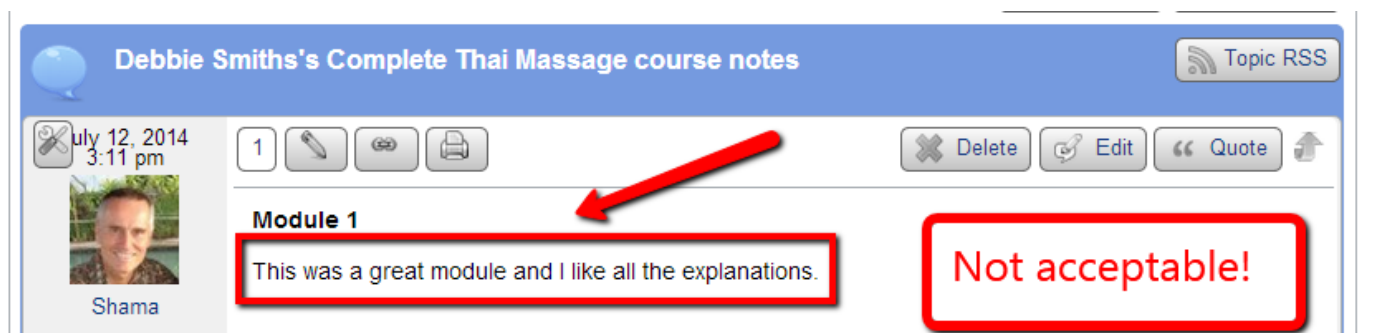
4. Number of modules/posts

Each course module has to be addressed individually. **Modules cannot be combined. There needs to be one post for each course module.**



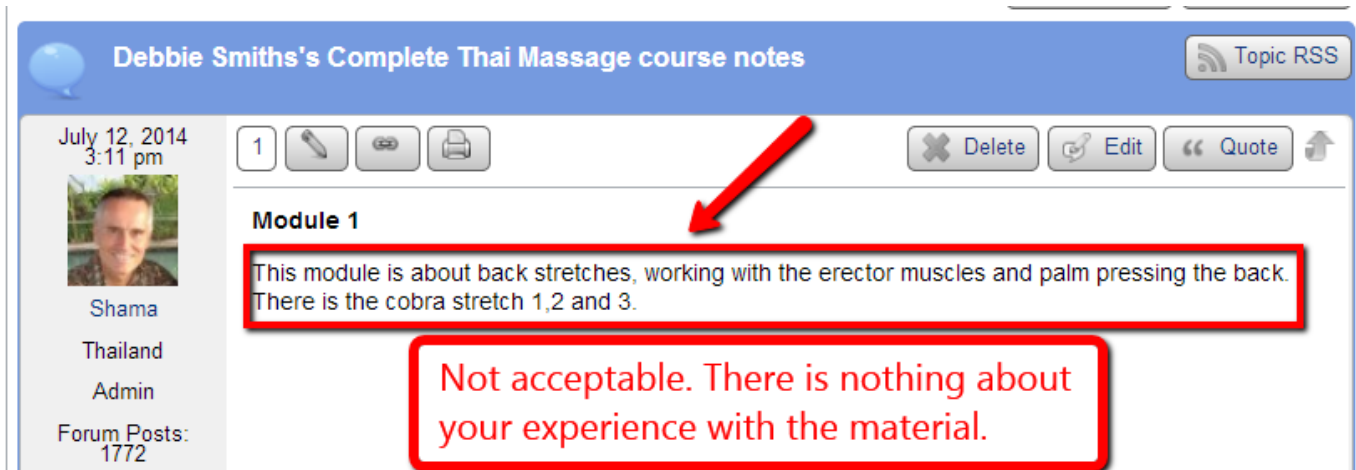
5. Post length

You need to write several sentences. **One sentence is not enough.**



6. Post content

Do not only list the content of the module. Instead write about **your experience** with it, your practice, feedback from practice partners or questions, if any.



The screenshot shows a forum post from a user named Shama, dated July 12, 2014, at 3:11 pm. The post is titled "Module 1" and contains the text: "This module is about back stretches, working with the erector muscles and palm pressing the back. There is the cobra stretch 1,2 and 3." A red arrow points to the text, and a red box highlights the entire post content. Below the post, a red callout box contains the text: "Not acceptable. There is nothing about your experience with the material."

7. Forum post organization

All your forum posts have to be under the same topic. Do not start a new "topic" for every post. Only "Reply" to each post. In this way all your posts will stay together and can be found easily.

If you are not sure what this means or how to implement it, please read this explanation: [How To Keep Your Forum Posts Organized](#) or watch the video on this page: [Certification Tutorial](#)

And finally...

Here is an example how a correct certification forum post should look like. This post is just long enough to be acceptable, and it includes the student's experience with the module and her partner's feedback.

You can write a longer post, but the post below is the minimum standard.

This makes it obvious that the student is actually practicing the material, and that's what the certification forum posting is meant to demonstrate.

November 26, 2013 9:11 pm

MEMBER

bondjersey

Member

Forum Posts: 25

Member Since: November 16, 2013

Offline

7

PM Delete Edit Quote

Module #4

So far, the work on the sole of the foot get the most stars....other than the Chi Machine that is. I got an interesting response to the technique for circling up between the toes also...my partner stated that it felt like as I completed each one there was a grounding connection in his foot. I am not sure if it was just the circular motion traveling up or that I gently pulled each toe at the top and paused before going to the next but it was wonderful to hear.

For our complete **Certification Tutorial** please visit this page:
<http://thaihealingmassage.com/info/forum-posting-for-certification/>